
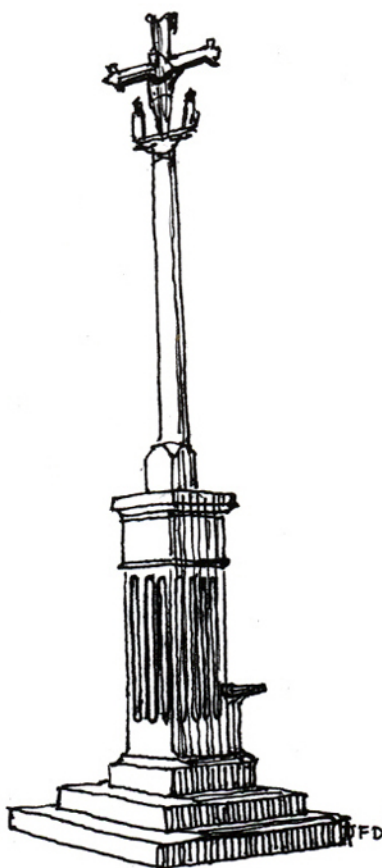



# ETUDE CHRONOLOGIQUE DES FORMES DES CROIX ET CALVAIRES.




CALVAIRE BRETON XVI<sup>es</sup>



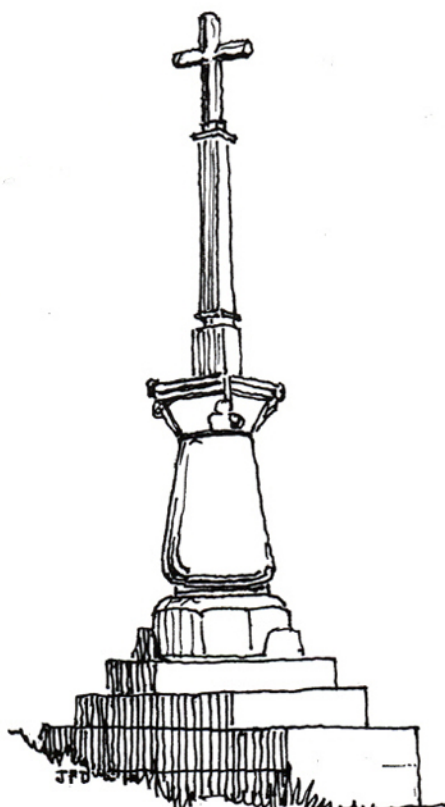
CALVAIRE DE BLIGNY-LE-SEC (21)  
XVI<sup>es</sup>



CALVAIRE DE COUCHEY (21)  
XVI<sup>es</sup>



CROIX XVI<sup>es</sup>



GROSBOIS EN MONTAGNE (21)  
XVII<sup>es</sup>

CROIX DE 1660  
SAUX (21)

