




1.  a \_\_\_\_\_


2.  a \_\_\_\_\_

3.  a \_\_\_\_\_


4.  a \_\_\_\_\_


5.  a \_\_\_\_\_

6.  a \_\_\_\_\_

7.  a \_\_\_\_\_

8.  a \_\_\_\_\_

9.  a \_\_\_\_\_

10.  a \_\_\_\_\_

I. Retrouve d'abord le nom de chacun des fruits dessinés en t'aidant de la liste ci-dessous puis écris-les dans ton cahier de brouillon.

Ex: 1 → avocado

- banana ; passion-fruit ; pineapple ; persimmon  
lemon ; orange ; mango ; pomegranate ; tangerine

II. Relie chaque fruit aux adjectifs qui le décrivent.

|                |   |   |               |
|----------------|---|---|---------------|
| yellow         | • | • | MANGO         |
| sweet-smelling | • | • | PASSION FRUIT |
| round juicy    | • | • | lemon         |
| ripe red       | • | • | banana        |
| spiky          | • | • | persimmon     |
| creamy green   | • | • | pomegranate   |
| tangy purple   | • | • | avocado       |
| soft           | • | • | tangerine     |
| red            | • | • | orange        |
| delicious      | • | • | pineapple     |


SHOPPING LIST

a mango  
a passion fruit  
a lemon  
a banana  
a persimmon  
a pomegranate  
an avocado  
a tangerine  
an orange  
a pineapple


Can I have a mango, please?  
Here you are."

Can I have two bananas?  
Here you are."



Stress dominoes



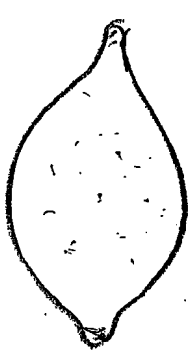
TANGERINE



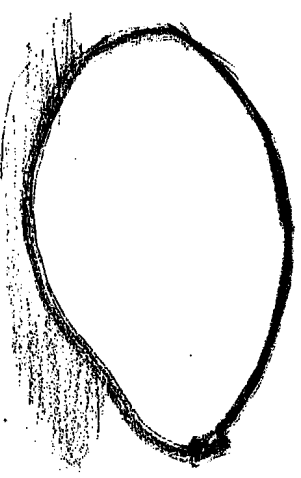
LEMON



AVOCADO



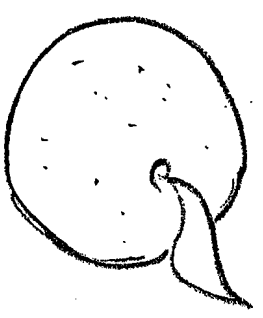
GUAVA





ORANGE



BANANA



PINEAPPLE



MANGO



Savoir-Faire :

- Demander poliment qqch - Can I have ...
- Donner un ordre - Peel the bananas  
look out, Handa!  
Come here, please!
- Demander et dire le prix de qqch How much is it?  
How much are they?
- Se présenter - My name's Handa  
I live in Africa - I'm 10.
- Présenter qqun This is my friend, Akeys  
She lives in a village over there
- Salutations : + have a nice day! / Good Morning See you  
Hello! Hi! Bye
- Compter → (+ monnaie) round and juicy
- Décrire → Oranges are delicious.
- Appréier : yum yum! I like / I don't like  
I hate / I love
- Parler des ses goûts I prefer

Lexique → animaux  
→ Fruit  
→ adjectives (couleur - goût - forme - Toucher)  
fancy round spiky / soft ..  
ripe

Blocs lexicalisés = Can I have another one, please!  
Here you are!  
Have a nice day. Lop each.

Grammaire = Présent simple (toutes personnes)  
forme affirmative/négative/interrogative

- Place de l'adjectif round juicy oranges
- Impératif.
- Futur = will she prefer...

Phonétique = accentuation de mots / phrases

That (is) a surprise

- Activités → Réalisation d'une recette  
Salade de fruits  
(semaine du goût en Octobre)
- Jeux divers
  - dominos (fruits)
  - etc...
- Dramatisation de l'histoire devant clés de CM1 et 6 :  
→ masques.